

Today's Plan:

Learning Target (standard): I will graph linear equations using t-charts.

Students will: Complete practice problems over previous concepts at the boards, put up homework problems on the board and make necessary corrections to their own work, take notes over new material and complete practice problems over new concepts.

Teacher will: Provide practice problems over previous concepts, check homework problems for accuracy and provide students feedback, describe and provide examples of new concepts and assign students assessment problems over new concepts.

Assessment: Board work, homework check and homework assignment

Differentiation: Students will work at the board, go over and correct homework at their seats, actively engage in lecture over new concepts, practice new concepts with the aid of other students and the teacher and complete homework assignment.

NAME _____

#30

BELL RINGER

1.) The variables x and y vary directly. When $x = 2$, $y = 8$. Write an equation that relates x and y .

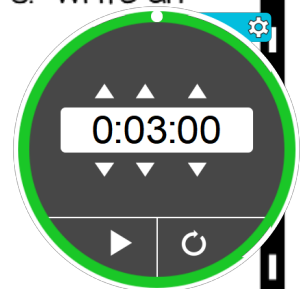
$$y = 4x \quad \begin{matrix} 8 = 2c \\ c = 4 \end{matrix}$$

2.) Find the slope between $(-3, 1)$ and $(5, 2)$.

$$m = \frac{y_2 - y_1}{x_2 - x_1} = \frac{2 - 1}{5 - (-3)} = \frac{1}{8} \quad m = \frac{1}{8}$$

3.) Order the numbers in increasing order: $0, -1, -1.1, 6/5, 1.25$

$$-1.1, -1, 0, \frac{6}{5}, 1.25$$



Create a *t*-chart.

$$4) 7x - 3y = 12$$

$-7x$ $-7x$

x	y
-3	-11
0	-4
3	3

$$\frac{-3y}{-3} = \frac{-7x + 12}{-3}$$

$$y = \frac{7}{3}x - 4$$

$$y = \frac{7}{3}(-3) - 4$$

$$y = \frac{7}{3}(0) - 4$$

$$y = \frac{7}{3}(3) - 4$$

Create a *t*-chart.

$$8) 2x - y = 0$$

$-2x$ $-2x$

x	y
-1	-2
0	0
1	2

$$\frac{-y}{-1} = \frac{-2x}{-1}$$

$$y = 2x$$

$$y = 2(-1)$$

$$y = 2(0)$$

$$y = 2(1)$$

Solve for y.

$$7x + 4y = 8$$

$$\frac{4y}{4} = \frac{-7x}{4} + \frac{8}{4}$$

$$y = -\frac{7}{4}x + 2$$

Solve for y.

$$\begin{array}{r} -2x - 6y = -12 \\ +2x \qquad +2x \end{array}$$

$$\frac{-6y}{-6} = \frac{2x}{-6} - \frac{12}{-6}$$

$$y = -\frac{1}{3}x + 2$$

Solve for m .

$$2 \left[p = \frac{m+n}{2} \right]$$

$$2p = m+n$$

$$\begin{array}{r} -n \\ -n \end{array}$$

$$-n + 2p = m$$

$$m = -n + 2p$$

Solve for y .

$$5x - 3y = -9$$

$$\begin{array}{r} -5x \\ -5x \end{array}$$

$$\frac{-3y}{-3} = \frac{-5x-9}{-3}$$

$$y = \frac{5}{3}x + 3$$

Solve for y.

$$3 \left[2x - \frac{5}{3}y = 4 \right]$$

$$6x - 5y = 12$$

$-6x$
 $-6x$

$$\frac{-5y}{-5} = \frac{-6x + 12}{-5}$$

$$y = \frac{6}{5}x - \frac{12}{5}$$

Create a t-chart.

$$-4x + 6y = -18$$

$+4x$
 $+4x$

x	y
-3	-5
0	-3
3	-1

$$\frac{6y}{6} = \frac{4x - 18}{6}$$

$$y = \frac{2}{3}x - 3$$

$$y = \frac{2}{3}(-3) - 3$$

$$y = \frac{2}{3}(3) - 3$$

Create a *t*-chart.

$$5x - 2y = 8$$

$-5x$ $-5x$

x	y
-2	-9
0	-4
2	1

$$\frac{-2y}{-2} = \frac{-5x + 8}{-2}$$

$$y = \frac{5}{2}x - 4$$

$$y = \frac{5}{2}(-2) - 4$$

$$y = \frac{5}{2}(2) - 4$$

Create a *t*-chart.

$$-4x - 2y = -6$$

$+4x$ $+4x$

x	y
-1	5
0	3
1	1

$$\frac{-2y}{-2} = \frac{4x - 6}{-2}$$

$$y = -2x + 3$$

$$y = -2(-1) + 3$$

$$y = -2(1) + 3$$

Create a t-chart.

$$3x + 7y = 21$$

$-3x$ $-3x$

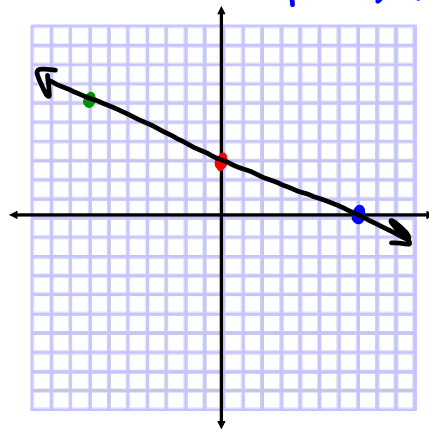
x	y
-7	6
0	3
7	0

$$\frac{7y}{7} = \frac{-3x+21}{7}$$

$$y = -\frac{3}{7}x + 3$$

$$y = -\frac{3}{7}(-7) + 3$$

$$y = -\frac{3}{7}(7) + 3$$



Linear

Create a t-chart.

$$-5x + 3y = -12$$

$+5x$ $+5x$

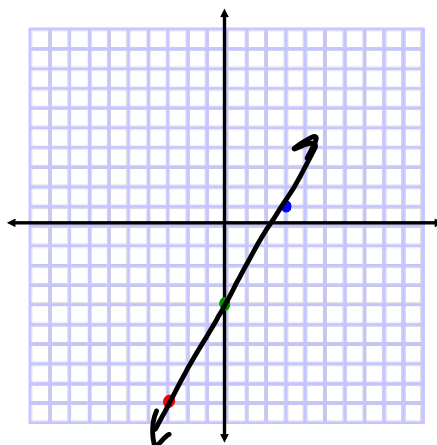
x	y
-3	-9
0	-4
3	1

$$\frac{3y}{3} = \frac{5x-12}{3}$$

$$y = \frac{5}{3}x - 4$$

$$y = \frac{5}{3}(-3) - 4$$

$$y = \frac{5}{3}(3) - 4$$



Assignment:

Graphing with t -Charts Worksheet

#1-10

* Set up t -chart following the rules
from class & show ALL work! *