Today's Plan:

Learning Target (standard): I will graph linear equations using *t*-charts.

Students will: Complete practice problems over previous concepts at the boards, put up homework problems on the board and make necessary corrections to their own work, take notes over new material and complete practice problems over new concepts.

Teacher will: Provide practice problems over previous concepts, check homework problems for accuracy and provide students feedback, describe and provide examples of new concepts and assign students assessment problems over new concepts.

Assessment: Board work, homework check and homework assignment

Differentiation: Students will work at the board, go over and correct homework at their seats, actively engage in lecture over new concepts, practice new concepts with the aid of other students and the teacher and complete homework assignment.

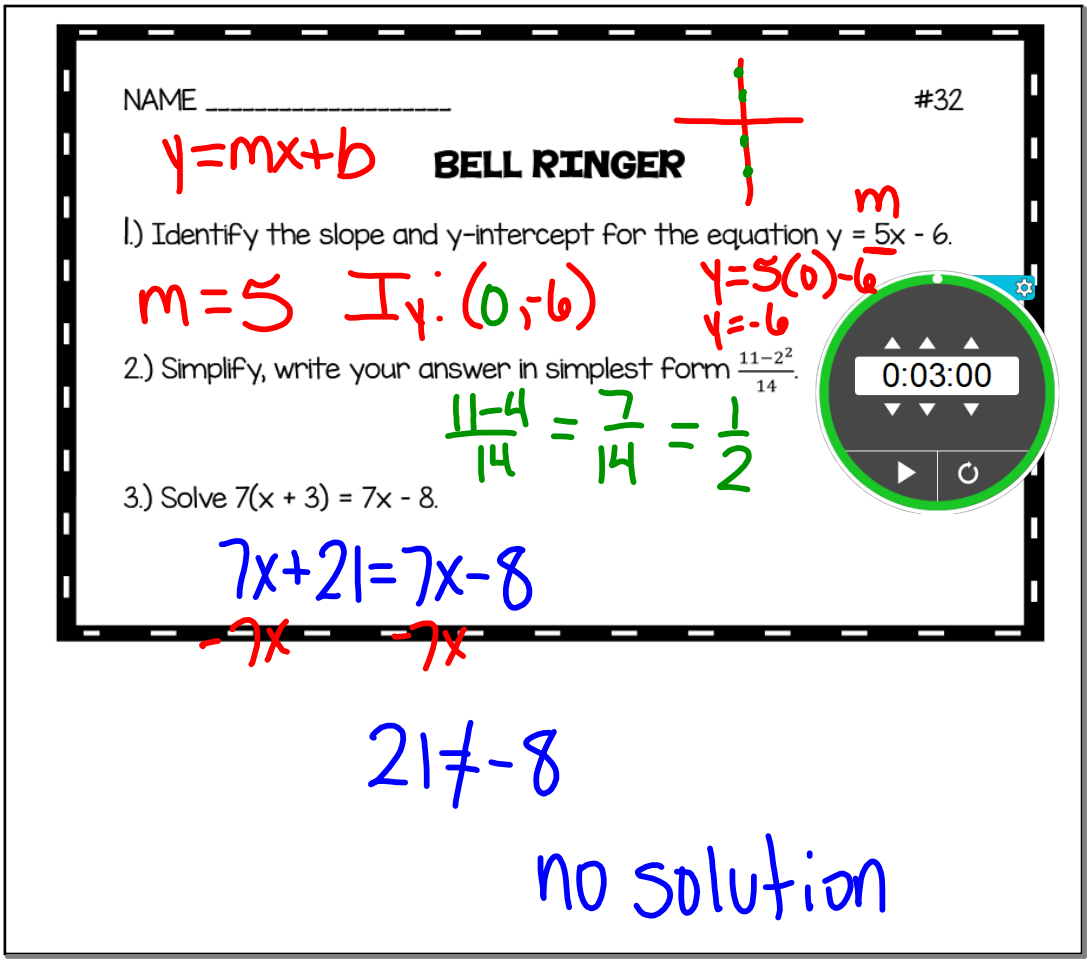

Graph using a *t*-chart.

$$-5x+3y=-18$$

$+5x \quad +5x$

x	y
-3	-11
0	-6
3	-1

$\frac{3y}{3}=\frac{5x}{3}-\frac{18}{3}$

$y=\frac{5}{3}x-6$

$y=\frac{5}{3}(-3)-6$

$y=\frac{5}{3}(3)-6$

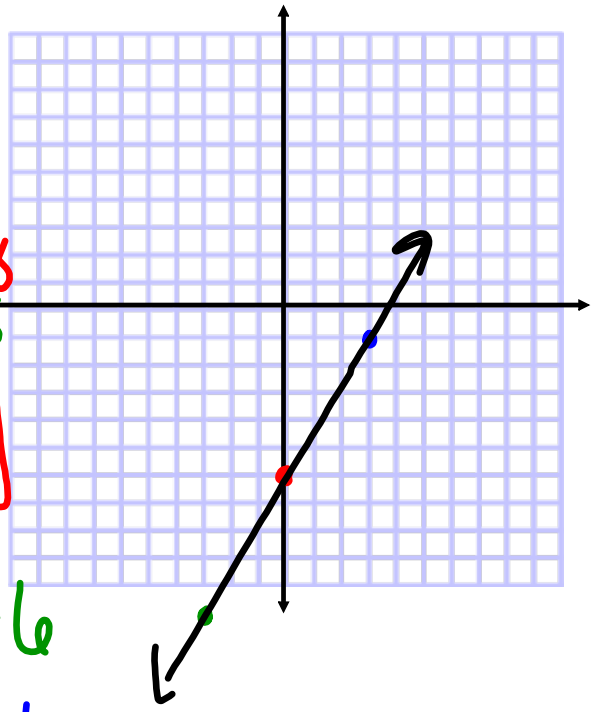

Graph using a *t*-chart.

$$-3y-6=3$$

$+6 \quad +6$

$\frac{-3y}{-3}=\frac{9}{-3}$

$y=-3$

x	y
-1	-3
0	-3
1	-3

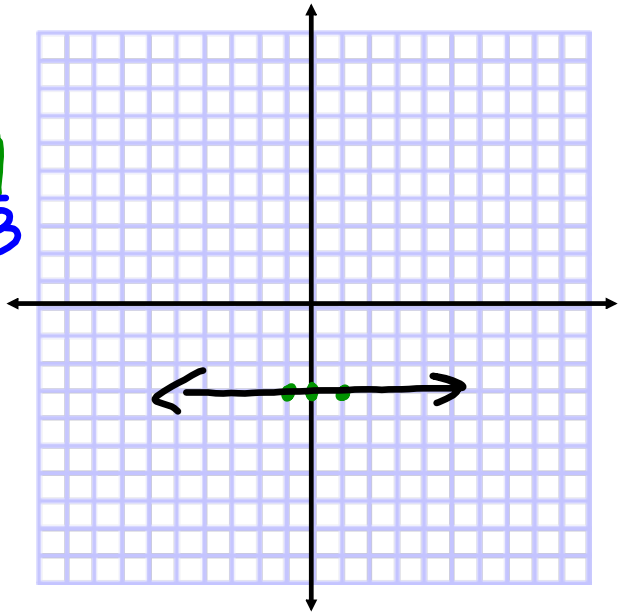

Graph using a *t*-chart.

$$-5y - 4x = 15$$
$$+4x \qquad +4x$$

x	y
-5	1
0	-3
5	-7

$-5y = 4x + 15$

$\frac{-5y}{-5} = \frac{4x}{-5} + \frac{15}{-5}$

$y = -\frac{4}{5}x - 3$

$y = -\frac{4}{5}(-5) - 3$

$y = -\frac{4}{5}(5) - 3$

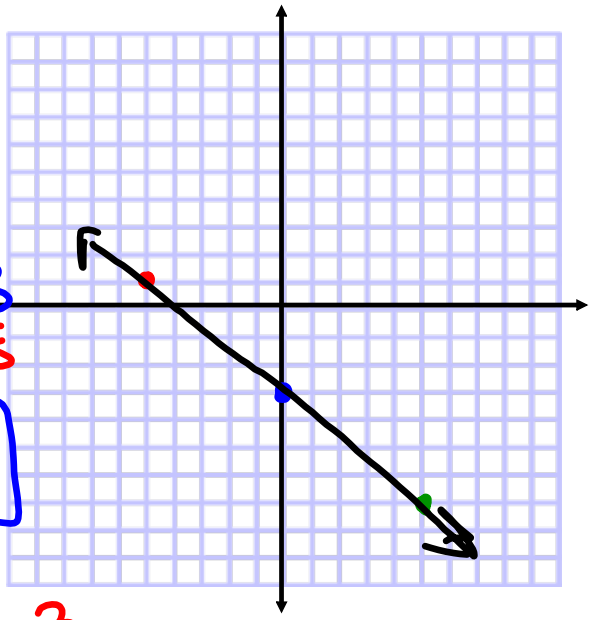

Graph using a *t*-chart.

$$6x + 15 = -3$$
$$-15 \qquad -15$$

$6x = -18$

$x = -3$

x	y
-3	-1
-3	0
-3	1

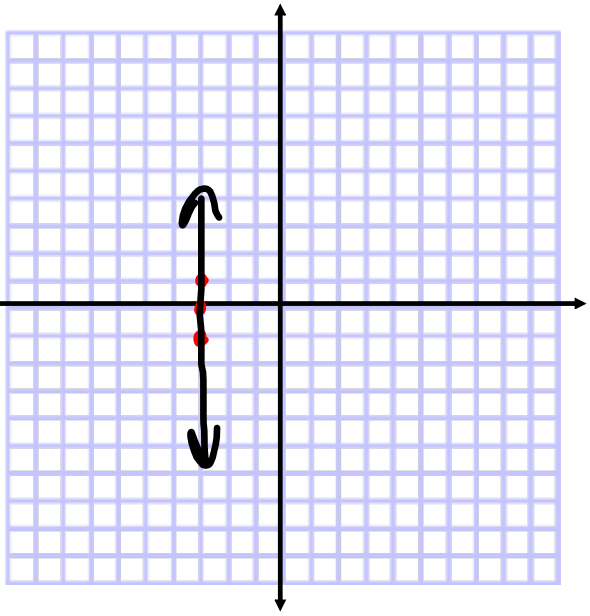

Graphing Linear Equations Assignment

1) On a full sheet of graph paper, draw the x-axis and y-axis in the center of the page to make a coordinate plane.
2) Use the equations below to graph 5 lines. Use a ruler to make sure the lines are straight.
3) Label each line with its equation.
4) Color all areas formed by 3 or more intersecting lines to create a picture. * Make each section a different color *

Graph each line using an appropriate t-chart (you will have 5 t-charts)

1) $-2x+3y=-12$

2) $y=-\frac{2}{3}x-4$

3) $-2x+y=9$

4) $y+2x=9$

5) $2y=6$

Rubric:

Criteria	Points Possible	Points Earned
Lines are graphed correctly	5 (I point each line)	
Neatness (ruler used)	3	
Colored with colored pencils (graphed points can still be seen)	I	
Lines labeled	I	
t-charts are correct	5 (1 point for each)	

* On the back of your paper, explain how this activity can be applied to a real-world situation outside of class *